

**MANAGEMENT RESOURCE GROUP, INC.**  
2392 Mount Vernon Road, Suite 103, Atlanta, Georgia 30338

August 7, 2013

Mr. Edward S. Mayer  
Executive Director  
Housing Authority of the County of Butte  
2039 Forest Avenue  
Suite 10  
Chico, CA 95928

Re: Utility Allowance Estimates 2013 - 2014

Dear Mr. Mayer:

Enclosed are HACB's new utility allowance estimates that reflect current rate schedules and consumption for units in the Public Housing Program. Natural gas rates have modestly increased, electric rates are steady, and water rates have generally risen.

The most significant change has been the calculation of water/sewer allowances to be applied to only those apartments where an individual water meter has been installed and the resident is paying the bill directly to the provider.

Upon review of the allowance estimates if you have any questions, please contact me.

Sincerely,




Howard S. Fleisig, Executive Vice President  
Management Resource Group, Inc.

HSF/MR

Enclosure(s)

# **Public Housing Utility Allowance Estimates**



**Prepared For The**

**Housing Authority of  
the County of Butte  
Chico, California**

**August 2013**

---

---

**Management Resource Group, Inc.**

2392 Mount Vernon Road, Suite 103 / Atlanta, Georgia 30338

Tel: 770.396.9856 / Fax: 678.954.8026 or 770.396.1407

Email: [mrgrinc@mindspring.com](mailto:mrgrinc@mindspring.com)

## **TABLE CONTENTS**

Summary

CA 43-1A, Gridley

CA 43-1B, Gridley

CA 43-2A, Biggs

CA 43-2B, Biggs

CA 43-3, Chico

CA 43-4, Gridley

CA 43-10, Winston Gardens

CA 43-13, Rhodes Terrace and Shelton Oaks

CA 43-14, Oroville

CA 43-15, Oroville

Water/Sewer Tables

Current Utility Rate Schedules

## SUMMARY

**HOUSING AUTHORITY OF THE COUNTY OF BUTTE  
CHICO, CALIFORNIA**

**UTILITY ALLOWANCE ESTIMATES**

**FY 2013/2014**

<b>CA 43-1A, Gridley</b>			
	<b>2 Bedroom</b>	<b>3 Bedroom</b>	<b>4 Bedroom</b>
Electricity	41.00	45.00	49.00
Natural Gas	27.00	32.00	38.00
Water/Sewer	71.00	72.00	74.00
<b>Total</b>	<b>\$ 139.00</b>	<b>\$ 149.00</b>	<b>\$ 161.00</b>

<b>CA 43-1B, Gridley</b>					
	<b>1 Bedroom ADA</b>	<b>2 Bedroom</b>	<b>3 Bedroom</b>	<b>4 Bedroom</b>	<b>5 Bedroom</b>
Electricity	43.00	41.00	45.00	49.00	54.00
Natural Gas	16.00	27.00	32.00	38.00	44.00
Water/Sewer	69.00	71.00	72.00	74.00	75.00
<b>Total</b>	<b>\$ 128.00</b>	<b>\$ 139.00</b>	<b>\$ 149.00</b>	<b>\$ 161.00</b>	<b>\$ 173.00</b>

<b>CA 43-2A, Biggs</b>				
	<b>1 Bedroom ADA</b>	<b>2 Bedroom</b>	<b>3 Bedroom</b>	<b>4 Bedroom</b>
Electricity	45.00	43.00	47.00	52.00
Natural Gas	16.00	27.00	32.00	38.00
Water/Sewer	114.00	114.00	114.00	114.00
<b>Total</b>	<b>\$ 175.00</b>	<b>\$ 184.00</b>	<b>\$ 193.00</b>	<b>\$ 204.00</b>

<b>CA 43-2B, Biggs</b>		
	<b>2 Bedroom</b>	<b>3 Bedroom</b>
Electricity	43.00	47.00
Natural Gas	27.00	32.00
Water/Sewer	114.00	114.00
<b>Total</b>	<b>\$ 184.00</b>	<b>\$ 193.00</b>

**Note:** *The Housing Authority of the County of Butte is in the process of installing individual water meters on each apartment. When this has been done, that apartment would be responsible to the water/sewer provider for the billing and an allowance would then be applied.*

**HOUSING AUTHORITY OF THE COUNTY OF BUTTE  
CHICO, CALIFORNIA**

**UTILITY ALLOWANCE ESTIMATES**

**FY 2013/2014**

<b>CA 43-3, Chico</b>				
	<b>1 Bedroom</b>	<b>2 Bedroom</b>	<b>3 Bedroom</b>	<b>4 Bedroom</b>
Electricity	22.00	23.00	26.00	29.00
Natural Gas	22.00	27.00	32.00	37.00
Water/Sewer	41.00	44.00	46.00	48.00
<b>Total</b>	<b>\$ 85.00</b>	<b>\$ 94.00</b>	<b>\$ 104.00</b>	<b>\$ 114.00</b>

<b>CA 43-3, Chico – ADA</b>			
	<b>1 Bedroom</b>	<b>2 Bedroom</b>	<b>3 Bedroom</b>
Electricity	24.00	28.00	31.00
Natural Gas	16.00	19.00	23.00
Water/Sewer	41.00	44.00	46.00
<b>Total</b>	<b>\$ 81.00</b>	<b>\$ 91.00</b>	<b>\$ 100.00</b>

<b>CA 43-4, Gridley</b>				
	<b>1 Bedroom</b>	<b>2 Bedroom</b>	<b>3 Bedroom</b>	<b>4 Bedroom</b>
Electricity	39.00	41.00	45.00	49.00
Natural Gas	23.00	27.00	32.00	38.00
Water/Sewer	69.00	71.00	72.00	74.00
<b>Total</b>	<b>\$ 131.00</b>	<b>\$ 139.00</b>	<b>\$ 149.00</b>	<b>\$ 161.00</b>

<b>CA 43-10, Winston Gardens</b>		
	<b>1 Bedroom</b>	<b>2 Bedroom</b>
Electricity	44.00	52.00
Natural Gas	14.00	17.00
Water/Sewer	62.00	66.00
<b>Total</b>	<b>\$ 120.00</b>	<b>\$ 135.00</b>

**Note:** *The Housing Authority of the County of Butte is in the process of installing individual water meters on each apartment. When this has been done, that apartment would be responsible to the water/sewer provider for the billing and an allowance would then be applied.*

**HOUSING AUTHORITY OF THE COUNTY OF BUTTE**  
**CHICO, CALIFORNIA**  
**UTILITY ALLOWANCE ESTIMATES**  
**FY 2013/2014**

<b>CA 43-13, Rhodes Terrace and Shelton Oaks</b>		
	<b>2 Bedroom</b>	<b>3 Bedroom</b>
Electricity	22.00	26.00
Natural Gas	24.00	28.00
Water/Sewer	44.00	46.00
<b>Total</b>	<b>\$ 90.00</b>	<b>\$ 100.00</b>

<b>CA 43-14, Oroville</b>	
	<b>3 Bedroom</b>
Electricity	24.00
Natural Gas	30.00
Water/Sewer	69.00
<b>Total</b>	<b>\$ 123.00</b>

<b>CA 43-15, Oroville</b>	
	<b>3 Bedroom</b>
Electricity	27.00
Natural Gas	28.00
Water/Sewer	69.00
<b>Total</b>	<b>\$ 124.00</b>

---

**Note:** *The Housing Authority of the County of Butte is in the process of installing individual water meters on each apartment. When this has been done, that apartment would be responsible to the water/sewer provider for the billing and an allowance would then be applied.*

**CA 43-1A, GRIDLEY**



**ANNUAL ELECTRICAL CONSUMPTION ITEMIZATION (kWh)**

<u>Unit Type</u>	<u>Lights</u>	<u>Refrigerator</u>	<u>Fans/Heat</u>	<u>DHW</u>	<u>Cooking</u>	<u>Misc</u>	<u>Total</u>
2 Duplex End	1161	578	105			818	2662
3 Duplex End	1260	594	120			1028	3002
4 Duplex End	1376	600	111			1273	3360

**ANNUAL NATURAL GAS CONSUMPTION ITEMIZATION (Therms)**

<u>Unit Type</u>	<u>Heat</u>	<u>DHW</u>	<u>Cooking</u>	<u>Other</u>	<u>Total</u>
2 Duplex End	142	152	33	0	327
3 Duplex End	180	174	36	0	390
4 Duplex End	222	204	40	0	466

## MONTHLY ELECTRICAL CONSUMPTION (kWh)

Unit Type	Jan	Feb	Mar	Apr	May	Jun	Jul	Aug	Sep	Oct	Nov	Dec	Avg.
2 Duplex End	236	228	226	221	217	213	213	213	214	216	227	237	222
3 Duplex End	266	258	255	250	245	241	240	240	241	244	256	267	250
4 Duplex End	295	287	285	279	275	271	271	271	271	274	286	296	280

## MONTHLY ELECTRICAL COST

Unit Type	Jan	Feb	Mar	Apr	May	Jun	Jul	Aug	Sep	Oct	Nov	Dec	Avg.
2 Duplex End	\$43	\$42	\$42	\$41	\$41	\$40	\$40	\$40	\$40	\$41	\$42	\$43	\$41
3 Duplex End	\$47	\$46	\$46	\$45	\$44	\$44	\$44	\$44	\$44	\$44	\$46	\$47	\$45
4 Duplex End	\$51	\$50	\$50	\$49	\$49	\$48	\$48	\$48	\$48	\$48	\$50	\$51	\$49

**MONTHLY NATURAL GAS CONSUMPTION (Therms)**

Unit Type	Jan	Feb	Mar	Apr	May	Jun	Jul	Aug	Sep	Oct	Nov	Dec	Avg.
2 Duplex End	46	36	33	26	21	16	15	15	16	20	35	47	27
3 Duplex End	57	44	40	32	24	18	18	18	18	23	42	58	33
4 Duplex End	69	53	48	38	28	21	20	20	21	27	50	70	39

**MONTHLY NATURAL GAS COST**

Unit Type	Jan	Feb	Mar	Apr	May	Jun	Jul	Aug	Sep	Oct	Nov	Dec	Avg.
2 Duplex End	\$44	\$35	\$33	\$26	\$22	\$17	\$17	\$17	\$17	\$21	\$35	\$45	\$27
3 Duplex End	\$54	\$43	\$39	\$32	\$25	\$19	\$19	\$19	\$19	\$24	\$41	\$55	\$32
4 Duplex End	\$67	\$51	\$46	\$37	\$28	\$22	\$21	\$21	\$22	\$27	\$48	\$69	\$38

**CA 43-1B, GRIDLEY**

**ANNUAL ELECTRICAL CONSUMPTION ITEMIZATION (kWh)**

<u>Unit Type</u>	<u>Lights</u>	<u>Refrigerator</u>	<u>Fans/Heat</u>	<u>DHW</u>	<u>Cooking</u>	<u>Misc</u>	<u>Total</u>
2 Duplex End	1161	578	105			818	2662
3 Duplex End	1260	594	120			1028	3002
4 Single Family Other	1376	600	111			1273	3360
5 Single Family Other	1464	611	131			1597	3803
1 Duplex-ADA End	512	567	105		933	707	2824

**ANNUAL NATURAL GAS CONSUMPTION ITEMIZATION (Therms)**

<u>Unit Type</u>	<u>Heat</u>	<u>DHW</u>	<u>Cooking</u>	<u>Other</u>	<u>Total</u>
2 Duplex End	142	152	33	0	327
3 Duplex End	180	174	36	0	390
4 Single Family Other	222	204	40	0	466
5 Single Family Other	262	226	43	0	531
1 Duplex-ADA End	142	35	0	0	177

**MONTHLY ELECTRICAL CONSUMPTION (kWh)**

Unit Type	Jan	Feb	Mar	Apr	May	Jun	Jul	Aug	Sep	Oct	Nov	Dec	Avg.
2 Duplex End	236	228	226	221	217	213	213	213	214	216	227	237	222
3 Duplex End	266	258	255	250	245	241	240	240	241	244	256	267	250
4 Single Family Other	295	287	285	279	275	271	271	271	271	274	286	296	280
5 Single Family Other	334	325	322	316	311	306	306	306	307	310	324	335	317
1 Duplex-ADA End	249	242	240	235	230	227	227	227	227	230	241	250	235

**MONTHLY ELECTRICAL COST**

Unit Type	Jan	Feb	Mar	Apr	May	Jun	Jul	Aug	Sep	Oct	Nov	Dec	Avg.
2 Duplex End	\$43	\$42	\$42	\$41	\$41	\$40	\$40	\$40	\$40	\$41	\$42	\$43	\$41
3 Duplex End	\$47	\$46	\$46	\$45	\$44	\$44	\$44	\$44	\$44	\$44	\$46	\$47	\$45
4 Single Family Other	\$51	\$50	\$50	\$49	\$49	\$48	\$48	\$48	\$48	\$48	\$50	\$51	\$49
5 Single Family Other	\$57	\$55	\$55	\$54	\$53	\$53	\$53	\$53	\$53	\$53	\$55	\$57	\$54
1 Duplex-ADA End	\$45	\$44	\$44	\$43	\$42	\$42	\$42	\$42	\$42	\$42	\$44	\$45	\$43

**MONTHLY NATURAL GAS CONSUMPTION (Therms)**

Unit Type	Jan	Feb	Mar	Apr	May	Jun	Jul	Aug	Sep	Oct	Nov	Dec	Avg.
2 Duplex End	46	36	33	26	21	16	15	15	16	20	35	47	27
3 Duplex End	57	44	40	32	24	18	18	18	18	23	42	58	33
4 Single Family Other	69	53	48	38	28	21	20	20	21	27	50	70	39
5 Single Family Other	79	60	55	43	32	23	22	22	23	31	58	81	44
1 Duplex-ADA End	34	24	21	14	8	3	3	3	4	7	22	35	15

**MONTHLY NATURAL GAS COST**

Unit Type	Jan	Feb	Mar	Apr	May	Jun	Jul	Aug	Sep	Oct	Nov	Dec	Avg.
2 Duplex End	\$44	\$35	\$33	\$26	\$22	\$17	\$17	\$17	\$17	\$21	\$35	\$45	\$27
3 Duplex End	\$54	\$43	\$39	\$32	\$25	\$19	\$19	\$19	\$19	\$24	\$41	\$55	\$32
4 Single Family Other	\$67	\$51	\$46	\$37	\$28	\$22	\$21	\$21	\$22	\$27	\$48	\$69	\$38
5 Single Family Other	\$79	\$57	\$52	\$42	\$32	\$24	\$23	\$23	\$24	\$31	\$55	\$81	\$44
1 Duplex-ADA End	\$34	\$25	\$22	\$16	\$10	\$6	\$6	\$6	\$7	\$9	\$23	\$35	\$16

**CA 43-2A, BIGGS**



**ANNUAL ELECTRICAL CONSUMPTION ITEMIZATION (kWh)**

<u>Unit Type</u>	<u>Lights</u>	<u>Refrigerator</u>	<u>Fans/Heat</u>	<u>DHW</u>	<u>Cooking</u>	<u>Misc</u>	<u>Total</u>
2 Duplex End	1161	578	105			818	2662
3 Duplex End	1260	594	120			1028	3002
4 Duplex End	1376	600	111			1273	3360
1 Duplex-ADA End	512	567	105		933	707	3360

**ANNUAL NATURAL GAS CONSUMPTION ITEMIZATION (Therms)**

<u>Unit Type</u>	<u>Heat</u>	<u>DHW</u>	<u>Cooking</u>	<u>Other</u>	<u>Total</u>
2 Duplex End	142	152	33	0	327
3 Duplex End	180	174	36	0	390
4 Duplex End	222	204	40	0	466
1 Duplex-ADA End	142	35			177

**MONTHLY ELECTRICAL CONSUMPTION (kWh)**

Unit Type	Jan	Feb	Mar	Apr	May	Jun	Jul	Aug	Sep	Oct	Nov	Dec	Avg.
2 Duplex End	236	228	226	221	217	213	213	213	214	216	227	237	222
3 Duplex End	266	258	255	250	245	241	240	240	241	244	256	267	250
4 Duplex End	295	287	285	279	275	271	271	271	271	274	286	296	280
1 Duplex-ADA End	249	242	240	235	230	227	227	227	227	230	241	250	235

**MONTHLY ELECTRICAL COST**

Unit Type	Jan	Feb	Mar	Apr	May	Jun	Jul	Aug	Sep	Oct	Nov	Dec	Avg.
2 Duplex End	\$45	\$44	\$43	\$43	\$42	\$41	\$41	\$41	\$42	\$42	\$44	\$45	\$43
3 Duplex End	\$50	\$49	\$48	\$47	\$47	\$46	\$46	\$46	\$46	\$46	\$48	\$50	\$47
4 Duplex End	\$55	\$53	\$53	\$52	\$51	\$51	\$51	\$51	\$51	\$51	\$53	\$55	\$52
1 Duplex-ADA End	\$47	\$46	\$46	\$45	\$44	\$44	\$44	\$44	\$44	\$44	\$46	\$47	\$45

**MONTHLY NATURAL GAS CONSUMPTION (Therms)**

Unit Type	Jan	Feb	Mar	Apr	May	Jun	Jul	Aug	Sep	Oct	Nov	Dec	Avg.
2 Duplex End	46	36	33	26	21	16	15	15	16	20	35	47	27
3 Duplex End	57	44	40	32	24	18	18	18	18	23	42	58	33
4 Duplex End	69	53	48	38	28	21	20	20	21	27	50	70	39
1 Duplex-ADA End	34	24	21	14	8	3	3	3	4	7	22	35	15

**MONTHLY NATURAL GAS COST**

Unit Type	Jan	Feb	Mar	Apr	May	Jun	Jul	Aug	Sep	Oct	Nov	Dec	Avg.
2 Duplex End	\$44	\$35	\$33	\$26	\$22	\$17	\$17	\$17	\$17	\$21	\$35	\$45	\$27
3 Duplex End	\$54	\$43	\$39	\$32	\$25	\$19	\$19	\$19	\$19	\$24	\$41	\$55	\$32
4 Duplex End	\$67	\$51	\$46	\$37	\$28	\$22	\$21	\$21	\$22	\$27	\$48	\$69	\$38
1 Duplex-ADA End	\$34	\$25	\$22	\$16	\$10	\$6	\$6	\$6	\$7	\$9	\$23	\$35	\$16

**CA 43-2B, BIGGS**

**ANNUAL ELECTRICAL CONSUMPTION ITEMIZATION (kWh)**

<u>Unit Type</u>	<u>Lights</u>	<u>Refrigerator</u>	<u>Fans/Heat</u>	<u>DHW</u>	<u>Cooking</u>	<u>Misc</u>	<u>Total</u>
2 Duplex End	1161	578	105			818	2662
3 Duplex End	1260	594	120			1028	3002

**ANNUAL NATURAL GAS CONSUMPTION ITEMIZATION (Therms)**

<u>Unit Type</u>	<u>Heat</u>	<u>DHW</u>	<u>Cooking</u>	<u>Other</u>	<u>Total</u>
2 Duplex End	142	152	33	0	327
3 Duplex End	180	174	36	0	390

**MONTHLY ELECTRICAL CONSUMPTION (kWh)**

Unit Type	Jan	Feb	Mar	Apr	May	Jun	Jul	Aug	Sep	Oct	Nov	Dec	Avg.
2 Duplex End	236	228	226	221	217	213	213	213	214	216	227	237	222
3 Duplex End	266	258	255	250	245	241	240	240	241	244	256	267	250

**MONTHLY ELECTRICAL COST**

Unit Type	Jan	Feb	Mar	Apr	May	Jun	Jul	Aug	Sep	Oct	Nov	Dec	Avg.
2 Duplex End	\$45	\$44	\$43	\$43	\$42	\$41	\$41	\$41	\$42	\$42	\$44	\$45	\$43
3 Duplex End	\$50	\$49	\$48	\$47	\$47	\$46	\$46	\$46	\$46	\$46	\$48	\$50	\$47

### MONTHLY NATURAL GAS CONSUMPTION (Therms)

Unit Type	Jan	Feb	Mar	Apr	May	Jun	Jul	Aug	Sep	Oct	Nov	Dec	Avg.
2 Duplex End	46	36	33	26	21	16	15	15	16	20	35	47	27
3 Duplex End	57	44	40	32	24	18	18	18	18	23	42	58	33

### MONTHLY NATURAL GAS COST

Unit Type	Jan	Feb	Mar	Apr	May	Jun	Jul	Aug	Sep	Oct	Nov	Dec	Avg.
2 Duplex End	\$44	\$35	\$33	\$26	\$22	\$17	\$17	\$17	\$17	\$21	\$35	\$45	\$27
3 Duplex End	\$54	\$43	\$39	\$32	\$25	\$19	\$19	\$19	\$19	\$24	\$41	\$55	\$32

**CA 43-3, CHICO**



**ANNUAL ELECTRICAL CONSUMPTION ITEMIZATION (kWh)**

<u>Unit Type</u>	<u>Lights</u>	<u>Refrigerator</u>	<u>Fans/Heat</u>	<u>DHW</u>	<u>Cooking</u>	<u>Misc</u>	<u>Total</u>
1 Duplex End	1074	567	70			707	2418
2 Duplex End	1161	578	83			818	2640
3 Duplex End	1260	594	105			1028	2987
4 Single Family Other	1376	600	130			1273	3379
1 Duplex-ADA End	512	567	83		933	707	2802
2 Duplex-ADA End	742	578	105		1067	818	3310
3 Single Family-ADA Other	763	594	130		1200	1028	3715

**ANNUAL NATURAL GAS CONSUMPTION ITEMIZATION (Therms)**

<u>Unit Type</u>	<u>Heat</u>	<u>DHW</u>	<u>Cooking</u>	<u>Other</u>	<u>Total</u>
1 Duplex End	112	115	30	0	257
2 Duplex End	133	152	33	0	318
3 Duplex End	169	174	36	0	379
4 Single Family Other	208	204	40	0	452
1 Duplex-ADA End	133	35			168
2 Duplex-ADA End	169	46			215
3 Single Family-ADA Other	208	52			260

**MONTHLY ELECTRICAL CONSUMPTION (kWh)**

Unit Type	Jan	Feb	Mar	Apr	May	Jun	Jul	Aug	Sep	Oct	Nov	Dec	Avg.
1 Duplex End	211	206	204	201	198	196	196	196	196	198	205	211	202
2 Duplex End	231	225	224	220	216	213	213	213	213	216	224	232	220
3 Duplex End	263	255	253	248	244	241	240	240	241	243	254	264	249
4 Single Family Other	299	290	287	281	275	271	271	271	271	275	288	300	282
1 Duplex-ADA End	245	239	237	233	230	227	227	227	227	229	238	245	234
2 Duplex-ADA End	290	282	280	275	271	267	267	267	268	270	281	291	276
3 Single Family-ADA Other	327	318	315	309	303	299	299	299	299	303	316	328	310

**MONTHLY ELECTRICAL COST**

Unit Type	Jan	Feb	Mar	Apr	May	Jun	Jul	Aug	Sep	Oct	Nov	Dec	Avg.
1 Duplex End	\$22	\$22	\$22	\$22	\$21	\$21	\$21	\$21	\$21	\$21	\$22	\$22	\$22
2 Duplex End	\$24	\$24	\$24	\$23	\$23	\$23	\$23	\$23	\$23	\$23	\$24	\$24	\$23
3 Duplex End	\$27	\$26	\$26	\$26	\$25	\$25	\$25	\$25	\$25	\$25	\$26	\$27	\$26
4 Single Family Other	\$30	\$29	\$29	\$29	\$28	\$28	\$28	\$28	\$28	\$28	\$29	\$30	\$29
1 Duplex-ADA End	\$25	\$25	\$25	\$24	\$24	\$24	\$24	\$24	\$24	\$24	\$25	\$25	\$24
2 Duplex-ADA End	\$29	\$29	\$29	\$28	\$28	\$27	\$27	\$27	\$27	\$28	\$29	\$29	\$28
3 Single Family-ADA Other	\$33	\$32	\$32	\$31	\$31	\$30	\$30	\$30	\$30	\$31	\$32	\$33	\$31

**MONTHLY NATURAL GAS CONSUMPTION (Therms)**

Unit Type	Jan	Feb	Mar	Apr	May	Jun	Jul	Aug	Sep	Oct	Nov	Dec	Avg.
1 Duplex End	36	28	26	21	16	13	12	12	13	16	27	37	21
2 Duplex End	44	35	32	26	20	16	15	15	16	20	33	45	26
3 Duplex End	54	42	39	31	24	18	18	18	18	23	40	55	32
4 Single Family Other	66	51	46	37	28	21	20	20	21	27	48	67	38
1 Duplex-ADA End	32	22	20	13	8	3	3	3	3	7	21	33	14
2 Duplex-ADA End	41	28	25	17	10	4	4	4	5	9	27	42	18
3 Single Family-ADA Other	50	35	30	21	12	5	4	4	5	11	32	51	22

**MONTHLY NATURAL GAS COST**

Unit Type	Jan	Feb	Mar	Apr	May	Jun	Jul	Aug	Sep	Oct	Nov	Dec	Avg.
1 Duplex End	\$35	\$28	\$26	\$22	\$17	\$15	\$14	\$14	\$15	\$17	\$27	\$36	\$22
2 Duplex End	\$43	\$35	\$32	\$26	\$21	\$17	\$17	\$17	\$17	\$21	\$33	\$43	\$27
3 Duplex End	\$52	\$41	\$38	\$31	\$25	\$19	\$19	\$19	\$19	\$24	\$39	\$52	\$32
4 Single Family Other	\$64	\$49	\$44	\$36	\$28	\$22	\$21	\$21	\$22	\$27	\$46	\$65	\$37
1 Duplex-ADA End	\$32	\$23	\$21	\$15	\$10	\$6	\$6	\$6	\$6	\$9	\$22	\$33	\$16
2 Duplex-ADA End	\$40	\$28	\$26	\$18	\$12	\$7	\$7	\$7	\$8	\$11	\$27	\$41	\$19
3 Single Family-ADA Other	\$48	\$35	\$30	\$22	\$14	\$8	\$7	\$7	\$8	\$13	\$32	\$49	\$23

**CA 43-4, GRIDLEY**

**ANNUAL ELECTRICAL CONSUMPTION ITEMIZATION (kWh)**

<u>Unit Type</u>	<u>Lights</u>	<u>Refrigerator</u>	<u>Fans/Heat</u>	<u>DHW</u>	<u>Cooking</u>	<u>Misc</u>	<u>Total</u>
1 Duplex End	1074	567	88			707	2436
2 Duplex End	1161	578	105			818	2662
3 Single Family Other	1260	594	120			1028	3002
4 Single Family Other	1376	600	111			1273	3360

**ANNUAL NATURAL GAS CONSUMPTION ITEMIZATION (Therms)**

<u>Unit Type</u>	<u>Heat</u>	<u>DHW</u>	<u>Cooking</u>	<u>Other</u>	<u>Total</u>
1 Duplex End	119	115	30	0	264
2 Duplex End	142	152	33	0	327
3 Single Family Other	180	174	36	0	390
4 Single Family Other	222	204	40	0	466

## MONTHLY ELECTRICAL CONSUMPTION (kWh)

Unit Type	Jan	Feb	Mar	Apr	May	Jun	Jul	Aug	Sep	Oct	Nov	Dec	Avg.
1 Duplex End	215	208	207	203	199	196	196	196	196	198	208	215	203
2 Duplex End	236	228	226	221	217	213	213	213	214	216	227	237	222
3 Single Family Other	266	258	255	250	245	241	240	240	241	244	256	267	250
4 Single Family Other	295	287	285	279	275	271	271	271	271	274	286	296	280

## MONTHLY ELECTRICAL COST

Unit Type	Jan	Feb	Mar	Apr	May	Jun	Jul	Aug	Sep	Oct	Nov	Dec	Avg.
1 Duplex End	\$40	\$39	\$39	\$39	\$38	\$38	\$38	\$38	\$38	\$38	\$39	\$40	\$39
2 Duplex End	\$43	\$42	\$42	\$41	\$41	\$40	\$40	\$40	\$40	\$41	\$42	\$43	\$41
3 Single Family Other	\$47	\$46	\$46	\$45	\$44	\$44	\$44	\$44	\$44	\$44	\$46	\$47	\$45
4 Single Family Other	\$51	\$50	\$50	\$49	\$49	\$48	\$48	\$48	\$48	\$48	\$50	\$51	\$49

**MONTHLY NATURAL GAS CONSUMPTION (Therms)**

Unit Type	Jan	Feb	Mar	Apr	May	Jun	Jul	Aug	Sep	Oct	Nov	Dec	Avg.
1 Duplex End	38	29	27	21	16	13	12	12	13	16	28	39	22
2 Duplex End	46	36	33	26	21	16	15	15	16	20	35	47	27
3 Single Family Other	57	44	40	32	24	18	18	18	18	23	42	58	33
4 Single Family Other	69	53	48	38	28	21	20	20	21	27	50	70	39

**MONTHLY NATURAL GAS COST**

Unit Type	Jan	Feb	Mar	Apr	May	Jun	Jul	Aug	Sep	Oct	Nov	Dec	Avg.
1 Duplex End	\$37	\$29	\$27	\$22	\$17	\$15	\$14	\$14	\$15	\$17	\$28	\$38	\$23
2 Duplex End	\$44	\$35	\$33	\$26	\$22	\$17	\$17	\$17	\$17	\$21	\$35	\$45	\$27
3 Single Family Other	\$54	\$43	\$39	\$32	\$25	\$19	\$19	\$19	\$19	\$24	\$41	\$55	\$32
4 Single Family Other	\$67	\$51	\$46	\$37	\$28	\$22	\$21	\$21	\$22	\$27	\$48	\$69	\$38

**CA 43-10, WINSTON GARDENS**



**ANNUAL ELECTRICAL CONSUMPTION ITEMIZATION (kWh)**

<u>Unit Type</u>	<u>Lights</u>	<u>Refrigerator</u>	<u>Fans/Heat</u>	<u>DHW</u>	<u>Cooking</u>	<u>Misc</u>	<u>Total</u>
1 Duplex End	1197	567	3047			707	5518
2 Duplex End	1241	578	3890			818	6527

**ANNUAL NATURAL GAS CONSUMPTION ITEMIZATION (Therms)**

<u>Unit Type</u>	<u>Heat</u>	<u>DHW</u>	<u>Cooking</u>	<u>Other</u>	<u>Total</u>
1 Duplex End		115	30	0	145
2 Duplex End		152	33	0	185

**MONTHLY ELECTRICAL CONSUMPTION (kWh)**

Unit Type	Jan	Feb	Mar	Apr	May	Jun	Jul	Aug	Sep	Oct	Nov	Dec	Avg.
1 Duplex End	869	648	589	444	317	217	206	206	218	302	616	886	460
2 Duplex End	1066	784	709	523	361	234	220	220	236	342	744	1088	544

**MONTHLY ELECTRICAL COST**

Unit Type	Jan	Feb	Mar	Apr	May	Jun	Jul	Aug	Sep	Oct	Nov	Dec	Avg.
1 Duplex End	\$81	\$61	\$56	\$43	\$32	\$23	\$22	\$22	\$23	\$30	\$58	\$82	\$44
2 Duplex End	\$100	\$73	\$66	\$50	\$36	\$24	\$23	\$23	\$25	\$34	\$70	\$102	\$52

**MONTHLY NATURAL GAS CONSUMPTION (Therms)**

Unit Type	Jan	Feb	Mar	Apr	May	Jun	Jul	Aug	Sep	Oct	Nov	Dec	Avg.
1 Duplex End	12	12	12	12	12	12	12	12	12	12	12	12	12
2 Duplex End	15	15	15	15	15	15	15	15	15	15	15	15	15

**MONTHLY NATURAL GAS COST**

Unit Type	Jan	Feb	Mar	Apr	May	Jun	Jul	Aug	Sep	Oct	Nov	Dec	Avg.
1 Duplex End	\$14	\$14	\$14	\$14	\$14	\$14	\$14	\$14	\$14	\$14	\$14	\$14	\$14
2 Duplex End	\$17	\$17	\$17	\$17	\$17	\$17	\$17	\$17	\$17	\$17	\$17	\$17	\$17

**CA 43-13, RHODES TERRACE AND SHELTON OAKS**

**ANNUAL ELECTRICAL CONSUMPTION ITEMIZATION (kWh)**

<u>Unit Type</u>	<u>Lights</u>	<u>Refrigerator</u>	<u>Fans/Heat</u>	<u>DHW</u>	<u>Cooking</u>	<u>Misc</u>	<u>Total</u>
2 Duplex End	983	578	125			818	2504
3 Duplex End	1180	594	155			1028	2957

**ANNUAL NATURAL GAS CONSUMPTION ITEMIZATION (Therms)**

<u>Unit Type</u>	<u>Heat</u>	<u>DHW</u>	<u>Cooking</u>	<u>Other</u>	<u>Total</u>
2 Duplex End	95	152	33	0	280
3 Duplex End	116	174	36	0	326

**MONTHLY ELECTRICAL CONSUMPTION (kWh)**

Unit Type	Jan	Feb	Mar	Apr	May	Jun	Jul	Aug	Sep	Oct	Nov	Dec	Avg.
2 Duplex End	225	216	214	208	203	199	198	198	199	202	215	226	209
3 Duplex End	267	256	253	246	239	234	234	234	234	238	254	268	246

**MONTHLY ELECTRICAL COST**

Unit Type	Jan	Feb	Mar	Apr	May	Jun	Jul	Aug	Sep	Oct	Nov	Dec	Avg.
2 Duplex End	\$24	\$23	\$23	\$22	\$22	\$21	\$21	\$21	\$21	\$22	\$23	\$24	\$22
3 Duplex End	\$27	\$26	\$26	\$26	\$25	\$24	\$24	\$24	\$24	\$25	\$26	\$27	\$26

**MONTHLY NATURAL GAS CONSUMPTION (Therms)**

Unit Type	Jan	Feb	Mar	Apr	May	Jun	Jul	Aug	Sep	Oct	Nov	Dec	Avg.
2 Duplex End	36	29	27	23	19	16	15	15	16	18	28	37	23
3 Duplex End	43	34	32	27	22	18	18	18	18	21	33	43	27

**MONTHLY NATURAL GAS COST**

Unit Type	Jan	Feb	Mar	Apr	May	Jun	Jul	Aug	Sep	Oct	Nov	Dec	Avg.
2 Duplex End	\$35	\$29	\$27	\$24	\$20	\$17	\$17	\$17	\$17	\$19	\$28	\$36	\$24
3 Duplex End	\$42	\$34	\$32	\$27	\$23	\$19	\$19	\$19	\$19	\$22	\$33	\$42	\$28

**CA 43-14, OROVILLE**



**ANNUAL ELECTRICAL CONSUMPTION ITEMIZATION (kWh)**

<u>Unit Type</u>	<u>Lights</u>	<u>Refrigerator</u>	<u>Fans/Heat</u>	<u>DHW</u>	<u>Cooking</u>	<u>Misc</u>	<u>Total</u>
3 Duplex End	983	594	197			1028	2802

**ANNUAL NATURAL GAS CONSUMPTION ITEMIZATION (Therms)**

<u>Unit Type</u>	<u>Heat</u>	<u>DHW</u>	<u>Cooking</u>	<u>Other</u>	<u>Total</u>
3 Duplex End	147	174	36	0	357

**MONTHLY ELECTRICAL CONSUMPTION (kWh)**

Unit Type	Jan	Feb	Mar	Apr	May	Jun	Jul	Aug	Sep	Oct	Nov	Dec	Avg.
3 Duplex End	260	246	242	232	224	218	217	217	218	223	244	261	234

**MONTHLY ELECTRICAL COST**

Unit Type	Jan	Feb	Mar	Apr	May	Jun	Jul	Aug	Sep	Oct	Nov	Dec	Avg.
3 Duplex End	\$27	\$26	\$25	\$24	\$24	\$23	\$23	\$23	\$23	\$23	\$25	\$27	\$24

**MONTHLY NATURAL GAS CONSUMPTION (Therms)**

Unit Type	Jan	Feb	Mar	Apr	May	Jun	Jul	Aug	Sep	Oct	Nov	Dec	Avg.
3 Duplex End	49	39	36	29	23	18	18	18	18	22	37	50	30

**MONTHLY NATURAL GAS COST**

Unit Type	Jan	Feb	Mar	Apr	May	Jun	Jul	Aug	Sep	Oct	Nov	Dec	Avg.
3 Duplex End	\$47	\$38	\$35	\$29	\$24	\$19	\$19	\$19	\$19	\$23	\$36	\$48	\$30

**CA 43-15, OROVILLE**

**ANNUAL ELECTRICAL CONSUMPTION ITEMIZATION (kWh)**

<u>Unit Type</u>	<u>Lights</u>	<u>Refrigerator</u>	<u>Fans/Heat</u>	<u>DHW</u>	<u>Cooking</u>	<u>Misc</u>	<u>Total</u>
3 Single Family Other	1471	594	119			1028	3212

**ANNUAL NATURAL GAS CONSUMPTION ITEMIZATION (Therms)**

<u>Unit Type</u>	<u>Heat</u>	<u>DHW</u>	<u>Cooking</u>	<u>Other</u>	<u>Total</u>
3 Single Family Other	119	181	36	0	336

**MONTHLY ELECTRICAL CONSUMPTION (kWh)**

Unit Type	Jan	Feb	Mar	Apr	May	Jun	Jul	Aug	Sep	Oct	Nov	Dec	Avg.
3 Single Family Other	284	275	273	267	262	258	258	258	258	261	274	284	268

**MONTHLY ELECTRICAL COST**

Unit Type	Jan	Feb	Mar	Apr	May	Jun	Jul	Aug	Sep	Oct	Nov	Dec	Avg.
3 Single Family Other	\$29	\$28	\$28	\$27	\$27	\$27	\$27	\$27	\$27	\$27	\$28	\$29	\$27

**MONTHLY NATURAL GAS CONSUMPTION (Therms)**

Unit Type	Jan	Feb	Mar	Apr	May	Jun	Jul	Aug	Sep	Oct	Nov	Dec	Avg.
3 Single Family Other	44	35	33	27	22	19	18	18	19	22	34	45	28

**MONTHLY NATURAL GAS COST**

Unit Type	Jan	Feb	Mar	Apr	May	Jun	Jul	Aug	Sep	Oct	Nov	Dec	Avg.
3 Single Family Other	\$43	\$35	\$33	\$27	\$23	\$20	\$19	\$19	\$20	\$23	\$34	\$43	\$28

## **WATER/SEWER TABLES**



### **Water/Sewer Tables**

The Housing Authority of the County of Butte is in the process of installing individual water meters on each apartment. When this is completed, the following tables may be used to establish a water/sewer allowance for those metered units.

A water/sewer allowance should **ONLY** be applied if the unit is individually metered and the resident has a means of controlling consumption (an off/on switch, thermostat, etc.).

**Gross Water Consumption:**

Type	Occ	Toil	Shwr	Dish	Clths	Cook	Hand	Gal/Day	Gal/Yr	Gal/Mo.
0 Bedroom	1.0	18	20	1.5	8	0.2	0.1	47	17228	1436
1 Bedroom	1.1	19	22	1.7	9	0.2	0.1	52	18951	1579
2 Bedroom	2.5	44	50	3.8	20	0.4	0.1	118	43070	3589
3 Bedroom	3.5	61	70	5.3	28	0.5	0.2	165	60298	5025
4 Bedroom	5.0	88	100	7.5	40	0.8	0.3	236	86140	7178
5 Bedroom	6.0	105	120	9.0	48	0.9	0.3	283	103368	8614
6 Bedroom	8.0	140	160	12.0	64	1.2	0.4	378	137824	11485

**Gal Each % Hot Water**

Toilet Flush:	3.5	0%	5	Flushes per person per day
Shower:	20	50%	1	Showers per person per day
Dishload:	3	25%	0.5	Dishloads per person per day
Laundry load:	40	50%	0.2	Clothesloads per person per day
Meal:	0.05	0%	3	Meals per person per day
Handwashing:	0.05	50%	10	Handwashings per person per day

**Water & Sewer Tables**

Bedroom Size	Consumption per Month (CCF)	Allowance per Month
0	1.9	\$113.74
1	2.1	\$113.74
2	4.8	\$113.74
3	6.7	\$113.74
4	9.6	\$113.74
5	11.5	\$113.74

**Water & Sewage Rate Schedule**

Base Charge:		113.74
Energy Charge:		
First	70 CCF	\$0.00000
10070 Next	10,000 CCF	\$0.82000
20070 Next	10,000 CCF	\$0.82000
30000 Next	10,000 CCF	\$0.82000
Cost Adjustment:		0
Tax:		0%

**Gross Water Consumption:**

Type	Occ	Toil	Shwr	Dish	Clths	Cook	Hand	Gal/Day	Gal/Yr	Gal/Mo.
0 Bedroom	1.0	18	20	1.5	8	0.2	0.1	47	17228	1436
1 Bedroom	1.1	19	22	1.7	9	0.2	0.1	52	18951	1579
2 Bedroom	2.5	44	50	3.8	20	0.4	0.1	118	43070	3589
3 Bedroom	3.5	61	70	5.3	28	0.5	0.2	165	60298	5025
4 Bedroom	5.0	88	100	7.5	40	0.8	0.3	236	86140	7178
5 Bedroom	6.0	105	120	9.0	48	0.9	0.3	283	103368	8614
6 Bedroom	8.0	140	160	12.0	64	1.2	0.4	378	137824	11485

**Gal Each % Hot Water**

Toilet Flush:	3.5	0%	5	Flushes per person per day
Shower:	20	50%	1	Showers per person per day
Dishload:	3	25%	0.5	Dishloads per person per day
Laundry load:	40	50%	0.2	Clothesloads per person per day
Meal:	0.05	0%	3	Meals per person per day
Handwashing:	0.05	50%	10	Handwashings per person per day

**Water & Sewer Tables**

Bedroom Size	Consumption per Month (CCF)	Allowance per Month
0	1.9	\$40.99
1	2.1	\$41.19
2	4.8	\$43.80
3	6.7	\$45.63
4	9.6	\$48.44
5	11.5	\$50.38

**Water & Sewage Rate Schedule**

Base Charge:		37.29
Energy Charge:		
First	10 CCF	\$0.92090
31 Next	21 CCF	\$0.98680
62 Next	31 CCF	\$1.05250
152 Next	100 CCF	\$1.05250
Cost Adjustment:		0
Tax:		5%

## Gross Water Consumption:

Type	Occ	Toil	Shwr	Dish	Clths	Cook	Hand	Gal/Day	Gal/Yr	Gal/Mo.
0 Bedroom	1.0	18	20	1.5	8	0.2	0.1	47	17228	1436
1 Bedroom	1.1	19	22	1.7	9	0.2	0.1	52	18951	1579
2 Bedroom	2.5	44	50	3.8	20	0.4	0.1	118	43070	3589
3 Bedroom	3.5	61	70	5.3	28	0.5	0.2	165	60298	5025
4 Bedroom	5.0	88	100	7.5	40	0.8	0.3	236	86140	7178
5 Bedroom	6.0	105	120	9.0	48	0.9	0.3	283	103368	8614
6 Bedroom	8.0	140	160	12.0	64	1.2	0.4	378	137824	11485

### Gal Each % Hot Water

Toilet Flush:	3.5	0%	5	Flushes per person per day
Shower:	20	50%	1	Showers per person per day
Dishload:	3	25%	0.5	Dishloads per person per day
Laundry load:	40	50%	0.2	Clothesloads per person per day
Meal:	0.05	0%	3	Meals per person per day
Handwashing:	0.05	50%	10	Handwashings per person per day

## Water & Sewer Tables

Bedroom Size	Consumption per Month (Gallons)	Allowance per Month
0	1435.7	\$68.42
1	1579.2	\$68.56
2	3589.2	\$70.51
3	5024.8	\$71.90
4	7178.3	\$73.99
5	8614	\$75.39

### Water & Sewage Rate Schedule

Base Charge: 67.03

#### Energy Charge:

First	2,000 Gallons	\$0.00097
12000 Next	10,000 Gallons	\$0.00097
22000 Next	10,000 Gallons	\$0.00097
30000 Next	10,000 Gallons	\$0.00097

Cost Adjustment: 0

Tax: 0%

**Gross Water Consumption:**

Type	Occ	Toil	Shwr	Dish	Clths	Cook	Hand	Gal/Day	Gal/Yr	Gal/Mo.
0 Bedroom	1.0	18	20	1.5	8	0.2	0.1	47	17228	1436
1 Bedroom	1.1	19	22	1.7	9	0.2	0.1	52	18951	1579
2 Bedroom	2.5	44	50	3.8	20	0.4	0.1	118	43070	3589
3 Bedroom	3.5	61	70	5.3	28	0.5	0.2	165	60298	5025
4 Bedroom	5.0	88	100	7.5	40	0.8	0.3	236	86140	7178
5 Bedroom	6.0	105	120	9.0	48	0.9	0.3	283	103368	8614
6 Bedroom	8.0	140	160	12.0	64	1.2	0.4	378	137824	11485

**Gal Each % Hot Water**

Toilet Flush:	3.5	0%	5	Flushes per person per day
Shower:	20	50%	1	Showers per person per day
Dishload:	3	25%	0.5	Dishloads per person per day
Laundry load:	40	50%	0.2	Clothesloads per person per day
Meal:	0.05	0%	3	Meals per person per day
Handwashing:	0.05	50%	10	Handwashings per person per day

**Water & Sewer Tables**

Bedroom Size	Consumption per Month (CCF)	Allowance per Month
0	1.9	\$61.39
1	2.1	\$61.72
2	4.8	\$66.26
3	6.7	\$69.46
4	9.6	\$74.54
5	11.5	\$77.97

**Water & Sewage Rate Schedule**

Base Charge: 58.19

**Energy Charge:**

First	8 CCF	\$1.68210
148 Next	140 CCF	\$1.80600
368 Next	220 CCF	\$2.12480
460 Next	100 CCF	\$2.12480

Cost Adjustment: 0

Tax: 0%

**Gross Water Consumption:**

Type	Occ	Toil	Shwr	Dish	Clths	Cook	Hand	Gal/Day	Gal/Yr	Gal/Mo.
0 Bedroom	1.0	18	20	1.5	8	0.2	0.1	47	17228	1436
1 Bedroom	1.1	19	22	1.7	9	0.2	0.1	52	18951	1579
2 Bedroom	2.5	44	50	3.8	20	0.4	0.1	118	43070	3589
3 Bedroom	3.5	61	70	5.3	28	0.5	0.2	165	60298	5025
4 Bedroom	5.0	88	100	7.5	40	0.8	0.3	236	86140	7178
5 Bedroom	6.0	105	120	9.0	48	0.9	0.3	283	103368	8614
6 Bedroom	8.0	140	160	12.0	64	1.2	0.4	378	137824	11485

**Gal Each % Hot Water**

Toilet Flush:	3.5	0%	5	Flushes per person per day
Shower:	20	50%	1	Showers per person per day
Dishload:	3	25%	0.5	Dishloads per person per day
Laundry load:	40	50%	0.2	Clothesloads per person per day
Meal:	0.05	0%	3	Meals per person per day
Handwashing:	0.05	50%	10	Handwashings per person per day

**Water & Sewer Tables**

Bedroom Size	Consumption per Month (CCF)	Allowance per Month
0	1.9	\$57.60
1	2.1	\$57.74
2	4.8	\$59.74
3	6.7	\$61.15
4	9.6	\$63.29
5	11.5	\$64.70

**Water & Sewage Rate Schedule**

Base Charge: 56.19

**Energy Charge:**

First	8 CCF	\$0.74000
148 Next	140 CCF	\$0.74000
368 Next	220 CCF	\$0.74000
460 Next	100 CCF	\$0.74000

Cost Adjustment: 0

Tax: 0%

## **CURRENT UTILITY RATE SCHEDULES**



**Pacific Gas and Electric Company**  
San Francisco, California  
U 39

Revised  
Revised  
Cal. P.U.C. Sheet No. 32322-E  
Cal. P.U.C. Sheet No. 30549-E

**ELECTRIC SCHEDULE EL-1**  
**RESIDENTIAL CARE PROGRAM SERVICE**

Sheet 1

**APPLICABILITY:** This schedule is applicable to single-phase and polyphase residential service in single-family dwellings and in flats and apartments separately metered by PG&E (see Special Condition 3) and to all single-phase and polyphase farm service on the premises operated by the person whose residence is supplied through the same meter where the applicant qualifies for California Alternate Rates for Energy (CARE) under the eligibility and certification criteria set forth in Rule 19.1, 19.2, or 19.3.\*

The provisions of Schedule S—Standby Service Special Conditions 1 through 6 shall also apply to customers whose premises are regularly supplied in part (but not in whole) by electric energy from a nonutility source of supply. These customers will pay monthly reservation charges as specified under Section 1 of Schedule S, in addition to all applicable Schedule EL-1 charges. See Special Conditions 11 and 12 of this rate schedule for exemptions to standby charges.

**TERRITORY:** The entire territory served.

**RATES:** Total bundled service charges are calculated using the total rates below. Bundled service customers are billed the greater of the total minimum charge or the otherwise applicable total charge derived from total energy rates.

Direct Access (DA) and Community Choice Aggregation (CCA) charges shall be calculated in accordance with the paragraph in this rate schedule titled Billing.

**TOTAL RATES**

Total Energy Rates (\$ per kWh)	
Baseline Usage	\$0.08316
101% to 130% of Baseline	\$0.09563
Over 130% of Baseline	\$0.13974 (I)

Total Minimum Charge Rate (\$ per meter per day)	\$0.11828
--	-----------

= 3.55 / mo

\* The Rules referred to in this schedule are part of PG&E's electric tariffs. Copies are available at PG&E's local offices and website at <http://www.pge.com/tariffs>

(Continued)

Advice Letter No: 4096-E-A  
Decision No. E-4548

Issued by  
**Brian K. Cherry**  
Vice President  
Regulatory Relations

Date Filed	December 31, 2012
Effective	January 1, 2013
Resolution No.	





# **ELECTRIC SCHEDULE EL-1** **RESIDENTIAL CARE PROGRAM SERVICE**

Sheet 3

**SPECIAL  
CONDITIONS:**

1. **BASELINE RATES:** PG&E may require the customer to complete and file with it a Declaration of Eligibility for Baseline Quantities for Residential Rates.
2. **BASELINE (TIER 1):** The following quantities of electricity are to be billed at the rate for baseline use:

Baseline Territory*	BASELINE QUANTITIES (kWh PER DAY)							
	Code B - Basic Quantities				Code H - All-Electric Quantities			
	Summer		Winter		Summer		Winter	
	Tier I		Tier I		Tier I		Tier I	
P	15.3	(C)	12.7	(C)	18.0	(C)	33.9	(C)
Q	7.5		11.7		9.1		19.3	
R	17.1		11.7		20.9		30.2	
S	15.3		12.0		18.0		28.6	
T	7.5		9.1		9.1		16.8	
V	12.0		13.6		19.4		33.4	
W	18.5		10.9		23.5		22.8	
X	11.0		11.7		10.3		19.3	
Y	11.7		13.2		14.1		30.7	
Z	7.9	(C)	10.6	(C)	11.2	(C)	22.5	(C)

3. **ANNUAL CONTRACT:** For customers who use service for only part of the year, this schedule is applicable only on an annual contract.
4. **ALL-ELECTRIC QUANTITIES (Code H):** All-electric quantities are applicable to service to customers with permanently installed electric heating as the primary heat source. All-electric quantities are also applicable to service to customers of record as of November 15, 1984, to whom the former Code W (Basic plus Water Heating) lifeline allowance was applicable on May 15, 1984, and who thereafter maintain continuous service at the same location under this schedule.

If more than one electric meter serves a residential dwelling unit, the all-electric quantities, if applicable, will be allocated only to the primary meter.

\* The applicable baseline territory is described in Part A of the Preliminary Statement.

(Continued)



**ELECTRIC SCHEDULE EL-1**  
**RESIDENTIAL CARE PROGRAM SERVICE**

Sheet 5

SPECIAL  
CONDITIONS:  
(Cont'd.)

9. BILLING (Cont'd.):

DA / CCA CRS

Energy Cost Recovery Amount Charge (per kWh)	(\$0.00019) (R)
DWR Bond Charge (per kWh)	\$0.00000
CTC Charge (per kWh)	\$0.00380 (I)
Power Charge Indifference Adjustment (per kWh)	
Pre-2009 Vintage	(\$0.00376) (R)
2009 Vintage	\$0.00647 (R)
2010 Vintage	\$0.00730 (R)
2011 Vintage	\$0.00648 (R)
2012 Vintage	\$0.00607 (R)
2013 Vintage	\$0.00607 (N)

(N)

10. SOLAR GENERATION FACILITIES EXEMPTION: Customers who utilize solar generating facilities which are less than or equal to one megawatt to serve load and who do not sell power or make more than incidental export of power into PG&E's power grid and who have not elected service under Schedule NEM, will be exempt from paying the otherwise applicable standby reservation charges.
11. DISTRIBUTED ENERGY RESOURCES EXEMPTION: Any customer under a time-of-use rate schedule using electric generation technology that meets the criteria as defined in Electric Rule 1 for Distributed Energy Resources is exempt from the otherwise applicable standby reservation charges. Customers qualifying for this exemption shall be subject to the following requirements. Customers qualifying for an exemption from standby charges under Public Utilities (PU) Code Sections 353.1 and 353.3, as described above, must transfer to a time-of-use rate, to receive this exemption until a real-time pricing program, as described in PU Code 353.3, is made available. Once available, customers qualifying for the standby charge exemption must participate in the real-time program referred to above. Qualification for and receipt of this distributed energy resources exemption does not exempt the customer from metering charges applicable to time-of-use (TOU) and real-time pricing, or exempt the customer from reasonable interconnection charges, non-bypassable charges as required in Preliminary Statement BB – *Competition Transition Charge Responsibility for All Customers and CTC Procurement*, or obligations determined by the Commission to result from participation in the purchase of power through the California Department of Water Resources, as provided in PU Code Section 353.7.
12. DWR BOND CHARGE: The Department of Water Resources (DWR) Bond Charge was imposed by California Public Utilities Commission Decision 02-10-063, as modified by Decision 02-12-082, and is property of DWR for all purposes under California law. The Bond Charge applies to all retail sales, excluding CARE and Medical Baseline sales. The DWR Bond Charge (where applicable) is included in customers' total billed amounts.



**Pacific Gas and Electric Company**  
San Francisco, California  
U 39

Cancelling Revised Revised Cal. P.U.C. Sheet No. 30535-G  
Cal. P.U.C. Sheet No. 30494-G

## GAS SCHEDULE GL-1 RESIDENTIAL CARE PROGRAM SERVICE

Sheet 1

**APPLICABILITY:** This rate schedule\* applies to natural gas service to Core End-Use Customers on PG&E's Transmission and Distribution Systems. To qualify, service must be to individually-metered single family premises for residential use, including those in a multifamily complex, where the applicant qualifies for California Alternate Rates for Energy (CARE) under the eligibility and certification criteria set forth in Rules 19.1, 19.2, or 19.3.

**TERRITORY:** Schedule GL-1 applies everywhere within PG&E's natural gas Service Territory.

**RATES:** Customers on this schedule pay a Procurement Charge and a Transportation Charge, per meter. Qualifying CARE Core End-Use Customers receive a CARE Discount, which applies to both procurement and transportation charges.

	<u>Per Therm</u>	
	<u>Baseline</u>	<u>Excess</u>
<u>Procurement Charge:</u>	\$0.47255 (R)	\$0.47255 (R)
<u>Transportation Charge:</u>	\$0.52817	\$0.84507
<u>CSI- Solar Thermal Exemption</u>	(\$0.00157)	(\$0.00157)
<u>CARE Discount:</u>	(\$0.19983) (I)	(\$0.26321) (I)
<b>Total:</b>	<b>\$0.79932 (R)</b>	<b>\$1.05284 (R)</b>

Public Purpose Program Surcharge: = \$0.04370 / therm

Customers served under this schedule are subject to a gas Public Purpose Program (PPP) Surcharge under Schedule G-PPPS.

See Preliminary Statement, Part B for the Default Tariff Rate Components.

The Procurement Charge on this schedule is equivalent to the rate shown on informational Schedule G-CP—Gas Procurement Service to Core End-Use Customers.

\* PG&E's gas tariffs are available online at [www.pge.com](http://www.pge.com).

(Continued)

Advice Letter No. 3392-G  
Decision No. 97-10-065

Issued by  
**Brian K. Cherry**  
Vice President  
Regulatory Relations

Date Filed June 24, 2013  
Effective July 1, 2013  
Resolution No. \_\_\_\_\_



## GAS SCHEDULE G-PPPS GAS PUBLIC PURPOSE PROGRAM SURCHARGE

Sheet 1

**APPLICABILITY:** Pursuant to Public Utility (PU) Code Sections 890-900, this schedule applies a gas Public Purpose Program (PPP) surcharge to gas transportation volumes under the rate schedules\* specified below. The gas PPP surcharge is collected to fund gas energy efficiency and low-income energy efficiency programs, the California Alternate Rates for Energy (CARE) low-income assistant program, and public interest research and development. Under PU Code Section 896, certain customers are exempt from the gas PPP surcharge as described in the Exempt Customer section, below.

**TERRITORY:** This rate applies everywhere within PG&E's natural gas Service Territory.

**RATES:** The following surcharges apply to natural gas service for eligible Core and Noncore End-Use Customers.

Customer Class (Rate Schedule)	<u>Per Therm</u>	
	Non-CARE	CARE
Residential: (G-1, G1-NGV, GM, GS, GT, GL-1, GL1-NGV, GML, GSL, GTL)	\$0.06551 (R)	\$0.04370 (R)
Small Commercial (G-NR1)	\$0.03878 (R)	\$0.01697 (R)
Large Commercial (G-NR2)	\$0.07137 (R)	\$0.04956 (R)
Industrial: (G-NT—Distribution)	\$0.03568 (R)	N/A
Industrial: (G-NT—Transmission/ Backbone)	\$0.02990 (R)	N/A
Natural Gas Vehicle (G-NGV1, G-NGV2, G-NGV4)	\$0.02408 (R)	N/A
Liquid Natural Gas (G-LNG)	\$0.02408 (R)	N/A

**EXEMPT CUSTOMERS:** In accordance with PU Code Section 896, certain customers are exempt from Schedule G-PPPS. These include:

- a. All gas consumed by customer's served under Schedules G-EG and G-WSL;
- b. All gas consumed by Enhanced Oil Recovery (EOR) facilities;
- c. All gas consumed by customers in which the State of California is prohibited from taxing under the United States Constitution or the California Constitution, consistent with California Energy Resources Surcharge Regulations 2315 and 2316, as described in Publication No. 11 issued by the California State Board of Equalization (BOE), which include:
  1. The United States, its unincorporated agencies and instrumentalities;
  2. Any incorporated agency of instrumentality of the United States wholly owned by either the United States or by a corporation wholly owned by the United States;
  3. The American National Red Cross, its chapters and branches;
  4. Insurance companies, including title insurance companies, subject to taxation under California Constitution, Article XIII, Section 28, or its successor;

(Continued)

Advice Letter No: 3337-G-A  
 Decision No. 04-08-010

Issued by  
**Brian K. Cherry**  
 Vice President  
 Regulatory Relations

Date Filed	November 16, 2012
Effective	January 1, 2013
Resolution No.	

**CITY OF GRIDLEY  
MASTER FEE SCHEDULE**

1	GENERAL	3
2	ADMINISTRATION	
3	(RESERVED)	
4	(RESERVED)	
5	BUSINESS TAXES, LICENSES, REGULATORY FEES	4
	Business license fees	5
	Business Improvement District	6
6	ANIMALS	7
7	(RESERVED)	
8	HEALTH AND SAFETY	9
	Garbage	9
	Fire Department Fees	13
9	PUBLIC PEACE, MORALS AND WELFARE	16
	Boat ramp / shooting range	17
	Police, non-vehicle related	17
10	VEHICLES AND TRAFFIC	18
	Bicycle	18
	Parking violations	19
11	(RESERVED)	
12	STREETS, SIDEWALKS AND PUBLIC PLACES	
13	PUBLIC SERVICES	20
	Sewer	20
	Water	22
	Electric	23
	Drainage	26
14	DEVELOPMENT IMPACT FEES	
15	BUILDINGS AND CONSTRUCTION	27
16	SUBDIVISIONS	33
17	ZONING	34

## ***TITLE 8. HEALTH AND SAFETY***

- A. GARBAGE COLLECTION** Ord 465(85); GMC 8.04.070; R2(99); 2000-R-066; 2001-R-037; 2002-R-001; 2002-R-007; 2002-R-073; 2003-R-048; 2004-R-063; 2005-R-047; 2006-R-030; 2007-R-042

### **Residential Cart Rates:**

<b><u>Solid Waste Cart/Toter Size</u></b>	<b><u>Monthly Rate</u></b>
35 gallon cart/toter	\$ 22.33
64 gallon cart/toter	33.46
95 gallon cart/toter	44.62

One (1) 64 gallon recycling cart/toter and one (1) 90 gallon yard waste cart/toter are included in the basic residential cart/toter rates above.

Additional cart/toters can be requested by existing household refuse collection customers as follows:

35 gallon cart/toter	\$ 18.40
64 gallon cart/toter	27.61
90 gallon cart/toter	36.82

Residential service is defined as service to individual residential units where there are less than 5 residential units per property. There must be a minimum of one (1) cart/toter per unit.

Due to the space requirements, residential complexes of more than four residential units must use the commercial (bin) service at the level of service determined by the City's franchisee.

Residential complexes are eligible to have recycling cart/totes and yard waste cart/totes if requested.

The level of service of recycling and yard waste carts/totes is at the discretion of the City's solid waste franchisee.

### **Commercial Cart Rates:**

<b><u>Solid Waste Cart/Toter Size</u></b>	<b><u>Monthly Rate</u></b>
35 gallon cart/toter	\$ 25.28
64 gallon cart/toter	36.97
95 gallon cart/toter	63.94

One (1) 64 gallon recycling cart/toter is included in the basic commercial cart/toter rates above:

Additional cart/toters can be requested by existing household refuse collection customers as follows:

35 gallon cart/toter	\$ 20.87
64 gallon cart/toter	31.17

## ***TITLE 13. PUBLIC SERVICES***

### **A. SEWER**

#### ***Sewer System Capacity Fee (660-3641)***

Residential and Commercial Fee superseded by Development Impact Fees – Sewer – under Title 14  
Please see Title 14 for Development Impact Fees in lieu of Capacity Fees

O727-2004	13.08.010	Commercial	minimum fee	See Title 14	
			plus	\$ 17.78	F.U.
		Industrial		**	
		**Determined by City Engineer			

#### ***Sewer System Collector Fee (650-3641)***

O727-2004	13.08.020	Single-family unit		\$1,650*	
		Mobile home		\$1,650*	
		Multiple unit (apartment - per unit)		\$1,650*	
		Commercial	minimum fee	\$1,650*	
			plus	\$ 17.78	F.U.
		Industrial		**	
		**Determined by City Engineer			

#### ***Sewer System Lateral Fee (650-3641)***

O727-2004	13.08.030	4" and 6" service		\$1,725*	All dwelling unit, commercial, and industrial connections
-----------	-----------	-------------------	--	----------	---

#### ***Sewer System Usage Charges (Res 2008-R-051; Ord 780-2008)***

Increases remain proportional to rate schedule established for Clean Water Grant by R72(78)

<u>User Classification</u>		<u>Charge</u>
Single family residential		\$ 37.96
Multi-family residential	per unit	33.53
Hotels & Motels	per unit	117.97
BCHA	per unit	42.04
Retail & Commercial		46.67

O681(98)	13.06.050	Industrial wastewater permits	none
		Monitoring	none
		Violation response	none
		Appeals	none

**Other fees and service charges:**

Credit Report	\$7.50
On-site delivery of a termination notification	50.00
Field collection fee	50.00
Final termination notice	50.00
15-day delinquency notice: Residential	15.00
15-day delinquency notice: Commercial	15.00
Collection agency fee for delivery	15.00
Return check charge	25.00 plus
Return EFT charge (if applicable)	10.00

**B. WATER SYSTEM**

***Water System Usage Charges*** (Res 2006-R-002 ; Ord 759-2006)

<u>Classification</u>	<u>Charge</u>
Usage fee - metered rate    per 1,000 gallons	\$    0.87
<u>Monthly meter fee</u>	
Up to 1" meters	\$    24.99
1.5" meters	37.48
2" meters	49.97
3" meters	74.95
4" meters	99.93
Over 4" meters	124.92
Flat rate - without a dedicated meter	\$    59.18
Bulk water - with building permit - up to 5 mos	114.89
Fire hydrant use - unmetered - hookup fee	24.99
Fire hydrant use - metered - deposit	976.60
Fire hydrant use - metered - rental per month	24.99
Fire hydrant use - usage    per 1,000 gallons	0.97
Fire line for sprinklers	\$    -



2009-R-047	13.15.030	<b><u>Domestic (residential) rate:</u></b>		Effective	12-01-09
		<i>(applies to ea. unit in any group - apt., duplex, etc.)</i>			
		Customer charge		\$ 10.50	min/month
		Energy charge:	(Life line) to 475 KWh	\$ 0.128	per KWh
			476 to 575 KWh	\$ 0.172	per KWh
			576 to 1800 KWh	\$ 0.226	per KWh
			1801 to 2000 KWh	\$ 0.238	per KWh
			2001 KWh and over	\$ 0.261	per KWh
		Public Benefit Charge		2.85%	per KWh
		California Energy Commission	up to	\$+ 0.0003	of charges per KWh
		<b><u>Life Support Program (residential) rate:</u></b>		Effective	
		Customer charge		\$ 8.00	12-01-09
		Energy charge	(Life line) to 475 KWh	\$ 0.095	min/month
			476 to 575 KWh	\$ 0.148	per KWh
			576 to 1425 KWh	\$ 0.208	per KWh
			1426 KWh and over	\$ 0.230	per KWh
		Public Benefit Charge		2.85%	per KWh
		California Energy Commission	up to	\$+ 0.0003	of charges per KWh
		<i>(must meet eligibility requirements)</i>			

	<u>General (commercial) rate:</u>		
Requirements:	<u>No demand meter:</u>	Effective	12-01-09
	Customer charge	\$ 21.80	min/month
	Energy charge to 625 KWh	\$ 0.134	per KWh
	626 to 2500 KWh	\$ 0.162	per KWh
	2501 to 2675 KWh	\$ 0.163	per KWh
	2676 to 7500 KWh	\$ 0.176	per KWh
	7501 to 10000 KWh	\$ 0.185	per KWh
	10000 KWh and over	\$ 0.215	per KWh
	Public Benefit Charge	2.85%	of charges
	California Energy Commission up to	\$+ 0.0003	per KWh
Single phase meter-all usages			
4-phase - less than 25,000 KWH annual usage			

Requirements:		<b><u>Demand (commercial) meter rate:</u></b>		Effective	
		Customer charge		\$ 46.80	12-01-09
		Energy charge	to 10,000 KWh	\$ 0.174	min/month
			10,001 KWh and over	\$ 0.140	per KWh
		Demand charge	per KW over 30KW	\$ 7.50	per KWh
		Public Benefit Charge		2.85%	per KWh
		California Energy Commission	up to	\$+ 0.0003	of charges
		<i>3-Phase meter/more than 25,000 KWH annual usage</i>			per KWh

Requirements:		<b><u>Industrial rates:</u></b>		Effective	12-01-09
		Customer charge		\$ 150.00	
		Energy charge		\$ 0.115	min/month
		Demand charge	per KW over 100KW	\$ 5.25	per KWh
		Public Benefit Charge		2.85%	per KW
		California Energy Commission	up to	\$+ 0.0003	of charges
		<i>3-Phase meter - more than 25,000 kWh annual usage; and Average monthly demand greater than 500 KW over the past 12 months actual (or estimated for new accounts)</i>			per KWh

## CITY OF BIGGS – FEE SCHEDULES

### WATER SERVICE RATES

**AUTHORITY:** Ordinance No. 347; Ordinance No. 366

**EFFECTIVE DATE:** June 16, 2011

**COROLLARY REFERENCE:** Section 5471 California Health and Safety Code; Section 10.10.045 Biggs Municipal Code

A. Pursuant to the authority granted to it by state law, the City of Biggs hereby establishes the following monthly water rates.

#### Metered Rates:

Pipe Size	Min Service Charge	Min Usage (C.F.)	Rate/1000 CF
3/4"	41.85	7000	\$8.20
1"	41.85	7000	\$8.20
1.5"	46.57	7000	\$8.20
2"	54.57	7000	\$8.20
3"	105.14	9032	\$6.20
4"	145.14	15,510	\$6.20
6"	253.14	32,984	\$6.20

#### Flat Rates:

Type	Flat Rate
Residential - Single Family	\$41.85
Residential - Multi Family	\$41.85
Churches/Lodges	\$52.85
Business/Retail	\$71.85
Restaurants/Bars	\$81.85
Service Stations	\$182.85
Day Care Centers & Pre School Facilities Up to 10 Children	\$52.85
Day Care Centers & Pre School Facilities More than 10 Children	\$62.85
Schools	Set Case by Case
Industrial	Set Case by Case

**Note: 1.)** Metered Rates are per month. Charges above the minimum usage are based on a per 1000 C.F. amount.

**Note 2.)** The city will also collect \$13.15 per month from each account for the Capital Improvement Account.

**PLEASE GO TO FOLLOWING PAGE**

# CITY OF BIGGS – MONTHLY SEWER RATES

Authority: Ordinance 357 passed May 14, 2013. Biggs Municipal Code section 10.05.240.

FEE CATEGORY	CUSTOMER SECTOR	MONTHLY RATE EFFECTIVE		
		7/1/2013	1/1/2015	1/1/2016
SEWER SERVICE CHARGE Per Connection Per Month	Residential/Apartment	\$50.44	\$55.90	\$65.90
	Tavern or Bar	\$66.03	\$73.17	\$86.26
	Beauty Salon at Home	\$56.72	\$62.87	\$74.11
	Churches and Halls	\$52.15	\$57.80	\$68.13
	Commercial	\$62.85	\$69.65	\$82.11
	Wild Rice Mill	\$50.44	\$55.90	\$65.90
	Specialty Rice Mill	\$81.69	\$90.53	\$106.73
	Sunwest Main Rice Mill	\$237.57	\$263.29	\$310.39
	Market	\$89.90	\$99.64	\$117.46
	Office Buildings	\$62.85	\$69.65	\$82.11
	Mini-Mart	\$72.87	\$80.76	\$95.21
	Service Station	\$76.59	\$84.88	\$100.06
	Industrial	\$96.90	\$107.39	\$126.60
	Memorial Hall	\$62.85	\$69.65	\$82.11
	Restaurant	\$79.81	\$88.44	\$104.27
	Day Care	\$93.48	\$103.59	\$122.13
	Elementary School	\$247.33	\$274.10	\$323.13
	High School	\$247.33	\$274.10	\$323.13
	Minimum Charge- any user	\$50.44	\$55.90	\$65.90
SEWER IMPROVEMENT FEE		\$8.30	\$8.40	\$8.50
per Month per Connection				

TOTAL CHARGE for sewer service shall be the sum of the Service Charge, and the Sewer Improvement Fee.

## **CITY OF BIGGS – FEE SCHEDULES**

### **REFUSE COLLECTION SERVICE RATES**

**AUTHORITY:** Council Motion-December 15, 2008

**EFFECTIVE DATE:** January 1, 2009

**COROLLARY  
REFERENCE:** None

<b>FEE CATEGORY</b>	<b>FEE</b>
Refuse Collection Service Rates:	\$20.11/Customer/Month

## CITY OF BIGGS – FEE SCHEDULES

### ELECTRIC UTILITY SERVICE RATES – RESIDENTIAL (DOMESTIC AND APARTMENTS) 2008- 2009 FISCAL YEAR

**AUTHORITY:** Resolution No. 2003-25 ; Council Motion – 06/25/07 ; Resolution No. 2008-18

**EFFECTIVE DATE:** July 21, 2008 (applied to July bills in August, prorated)

**COROLLARY**

**REFERENCE:** Section 10.25.060 Biggs Municipal Code

CATEGORY	RATES	AMOUNT
Domestic and Apartment Services (Schedule DA – City):	Minimum Charge (Per Active Meter per Mo)	\$6.25
	Energy Charge – Per kWh First 400 kWh	\$0.1533
	Energy Charge – Per kWh Over 400 kWh	\$0.2065
Domestic and Apartment Services (Schedule NC-DA – Outside City):	Minimum Charge (Per Active Meter per Mo)	\$6.25
	Energy Charge – Per kWh First 400 kWh	\$0.1564
	Energy Charge – Per kWh Over 400 kWh	\$0.2235
Senior Rate:	Minimum Charge (Per Active Meter per Mo)	\$6.25
	Energy Charge – Per kWh First 400 kWh	0.1379
	Energy Charge – Per kWh Over 400 kWh	0.1856

**CONDITIONS:**

1. All new domestic or apartment units shall be separately metered. Where apartments are master metered, the minimum charge will be the number of apartments times the above minimum charge. Each energy block shall be multiplied by the number of apartments served.
2. These Schedules are applicable to domestic lighting, heating, cooking and single phase power.
3. Existing three phase domestic consumers served through a single meter will qualify for this rate.
4. Service under these schedules will be nominal single phase 120/140 volt alternating current.

Schedule No. CH-1-R  
Chico-Hamilton City Tariff Area  
RESIDENTIAL METERED SERVICE

This tariff was approved  
by the California Public  
Utilities Commission.  
Original stamped versions  
are available upon request

APPLICABILITY

Applicable to all metered water service provided to single-family residential customers.

TERRITORY

Chico and vicinity, Butte County, and Hamilton City and vicinity, Glenn County.

RATES

Quantity Rates:

For the first 1,000 cubic feet, per 100 cubic feet.....	\$0.9209
For the next 2,100 cubic feet, per 100 cubic feet.....	0.9868
For all over 3,100 cubic feet, per 100 cubic feet.....	1.0525

Service Charge:

	Per Meter Per Month
For ..... 5/8 x 3/4 - inch meter	\$14.55
For ..... 3/4 - inch meter	21.83
For ..... 1 - inch meter	36.38
For ..... 1-1/2 - inch meter	72.75
For ..... 2 - inch meter	116.40
For ..... 3 - inch meter	218.26
For ..... 4 - inch meter	363.76
For ..... 6 - inch meter	663.37
For ..... 8 - inch meter	1,013.15
For ..... 10 - inch meter	1,673.30
For ..... 12 - inch meter	2,400.83
For ..... 14 - inch meter	3,273.85

The service charge is a readiness-to-serve charge which is applicable to all metered service and to which is added the charge for water used computed at the quantity rates.

SPECIAL CONDITIONS

1. All bills are subject to the reimbursement fees set forth on Schedule UF.
2. All bills are subject to any applicable surcharges/surcredits on Schedules RSF, LIRA-SC and AS. ( T )
3. Qualifying low-income individually metered residential customers are eligible for credits as shown on Schedule LIRA.
4. A capital infrastructure surcharge of \$0.0120 per 100 Cu. Ft. of water used is to be applied to the quantity rates, beginning December 20, 2010, the effective date of Advice Letter 2014, as authorized in Decision 08-07-008. ( D )
5. A WRAM-MCBA true-up surcharge of \$0.1283 per 100 cu. ft. of water used is to be applied to the quantity rates for 18 months beginning May 3, 2012, the effective date of Advice Letter 2073-B.
6. An expense adjustment surcredit of \$0.0109 per 100 Cu. Ft. of water used is to be applied to the quantity rates for 12 months, beginning July 1, 2012, the effective date of Advice Letter 2075, as authorized in Decision 10-12-017.
7. A Temporary Interest Rate Balancing Account surcredit of \$0.20 per service per month will be applied to each bill for 12 months, beginning August 31, 2012, the effective date of Advice Letter 2084.
8. A Water Cost of Capital Memorandum Account surcredit of \$0.33 per service per month will be applied to each bill for 12 months, beginning September 1, 2012, the effective date of Advice Letter 2085.
9. A WRAM-MCBA true-up surcharge of \$0.1003 per 100 cu. ft. of water used is to be applied to the quantity rates for 12 months beginning March 15, 2013, the effective date of Advice Letter 2097.

(To be inserted by utility)

Advice Letter No. 2105  
Decision No. 13-02-026

Issued by

PAUL G. TOWNSLEY  
NAME  
Vice President  
TITLE

(To be inserted by Cal. P.U.C.)

Date Filed March 29, 2013  
Effective May 1, 2013  
Resolution No. -

Chico

RE: Public Hearing re: Increase in Sewer Service Rates  
Meeting Date: June 7, 2011  
Page 2


↓ ✓

	Current	FY 11-12	FY 12-13	FY 13-14
<b>Fixed Rate Payments</b>				
City Residential	\$16.75	\$20.44	\$22.08	\$22.74
Non-Residential	\$16.75	\$20.44	\$22.08	\$22.74
County Residential	\$17.44	\$21.28	\$22.98	\$23.67
<b>Variable Rate Payments (CCF's)</b>				
Restaurants	\$4.33	\$5.28	\$5.70	\$5.87
Markets & Bakeries	\$4.33	\$5.28	\$5.70	\$5.87
Car Washes	\$2.16	\$2.64	\$2.85	\$2.94
Other Commercial	\$2.00	\$2.44	\$2.63	\$2.71
Public Authority	\$2.00	\$2.44	\$2.63	\$2.71
Brewery	\$6.43	\$7.84	\$8.47	\$8.72


**PUBLIC CONTACT:**

Notification of tonight's public hearing was mailed to approximately 19,100 sewer customers on April 19, 2011.

Reviewed by:

  
Fritz McKinley, Building & Development Services Director

Approved by:

  
David Burkland, City Manager

**DISTRIBUTION:**

City Clerk (18)  
BDSD McKinley  
GSDD Martinez  
FD Hennessy  
PM Hansen  
WWTP Manager Sulik  
AM Fields  
Tamara Miller, MPM Engineering

**ATTACHMENTS:**

Public Hearing Notice

**FILE:** Sewer Service Rate Increase 2011

Schedule No. OR-1-R

Oroville Tariff Area

RESIDENTIAL METERED SERVICE

This tariff was approved  
by the California Public  
Utilities Commission.  
Original stamped versions  
are available upon request

APPLICABILITY

Applicable to all metered water service provided to single-family residential customers.

TERRITORY

Oroville and vicinity, Butte County.

RATES

Quantity Rates:

For the first 800 cubic feet, per 100 cubic feet.....	\$1.6821
For the next 1,400 cubic feet, per 100 cubic feet.....	1.8060
For all over 2,200 cubic feet, per 100 cubic feet.....	2.1248

Service Charge:

	Per Meter Per Month
For ..... 5/8 x 3/4 - inch meter	\$31.48
For ..... 3/4 - inch meter	47.22
For ..... 1 - inch meter	61.63
For ..... 1-1/2 - inch meter	124.96
For ..... 2 - inch meter	159.73
For ..... 3 - inch meter	296.55
For ..... 4 - inch meter	408.80
For ..... 6 - inch meter	671.69
For ..... 8 - inch meter	1,000.21
For ..... 10 - inch meter	3,620.04
For ..... 12 - inch meter	5,193.97
For ..... 14 - inch meter	7,082.69

The service charge is a readiness-to-serve charge which is applicable to all metered service and to which is added the charge for water used computed at the quantity rates.

SPECIAL CONDITIONS

1. All bills are subject to the reimbursement fees set forth on Schedule UF.
2. All bills are subject to any applicable surcharges/surcredits on Schedules RSF, LIRA-SC and AS. ( T )
3. Qualifying low-income individually metered residential customers are eligible for credits as shown on Schedule LIRA.
4. A capital infrastructure surcharge of \$0.0469 per 100 Cu. Ft. of water used is to be applied to the quantity rates, beginning December 17, 2010, the effective date of Advice Letter 2010-A, as authorized in Decision 07-12-055. ( D )
5. A WRAM-MCBA true-up surcharge of \$0.2124 per 100 cu. ft. of water used is to be applied to the quantity rates for 18 months beginning May 3, 2012, the effective date of Advice Letter 2073-B.
6. A Temporary Interest Rate Balancing Account surcredit of \$0.30 per service per month will be applied to each bill for 12 months, beginning August 31, 2012, the effective date of Advice Letter 2084.
7. A Water Cost of Capital Memorandum Account surcredit of \$0.69 per service per month will be applied to each bill for 12 months, beginning September 1, 2012, the effective date of Advice Letter 2085.
8. A WRAM-MCBA true-up surcharge of \$0.1834 per 100 cu. ft. of water used is to be applied to the quantity rates for 18 months beginning March 15, 2013, the effective date of Advice Letter 2098.

(To be inserted by utility)  
Advice Letter No. 2105  
Decision No. 13-02-026

Issued by  
PAUL G. TOWNSLEY  
NAME  
Vice President  
TITLE

(To be inserted by Cal. P.U.C.)  
Date Filed March 29, 2013  
Effective May 1, 2013  
Resolution No. \_\_\_\_\_



## Angel McCurdy

---

**From:** Diane M. Howard <howarddm@cityoforoville.org>  
**Sent:** Tuesday, July 16, 2013 8:56 AM  
**To:** Angel McCurdy  
**Subject:** New Sewer Rate

Hi Angel –

The new Sewer Rate for 2013-2014 is \$320.52 per EDU.

26.71 / mo

Let me know if you need any further information.

Thank You!

*Diane M. Howard*

CITY OF OROVILLE | ACCOUNTANT  
1735 MONTGOMERY STREET | OROVILLE, CA 95965  
PH: (530) 538-2412 (Direct) | FAX: (530) 538-2525

**THERMALITO WATER & SEWER DISTRICT**  
**410 GRAND AVENUE**  
**OROVILLE, CA 95965**  
**PHONE: (530) 533-0740 FAX (530) 533-9243**

\*Serving the Community since 1922\*

**MONTHLY WATER RATES** — *Oroville*

1 cubic foot equals 7.48 gallons  
 Water is billed at \$0.74 per hundred cubic feet.

<u>METER SIZE</u>	<u>MINIMUM CHARGE</u>
¾" .....	\$ 28.84
1" .....	\$ 32.96
1 ½" .....	\$ 41.20
2" .....	\$ 51.50
3" .....	\$116.39
4" .....	\$151.39
6" .....	\$267.80

- ❖ **Multiple Units** operating from a common meter are charged **\$22.66 additional, per unit.**
- ❖ Charges billed include prior month's usage and are due and payable upon receipt.
- ❖ After-hours service calls are billed at \$70.00 per hour, 2-hour minimum.
- ❖ Accounts are in Property Owner's name only.
- ❖ Lock-off charge for non-payment: \$65.00 per occurrence.
- ❖ Customer is responsible for all damage to meter and/or meter devices.

Revised/Effective: July 1, 2010

**MONTHLY SEWER RATES**

Sewerage-Commission, Oroville Region	
Waste Water Treatment.....	\$ 8.60 per EDU
T.W.S.D. Bonds-Collection System Construction	\$ 5.00 per EDU
T.W.S.D. Operation & Maintenance.....	<u>\$13.75 per EDU</u>
	<b>\$27.35 per EDU</b>

- ❖ The Owner is responsible for maintenance of service lines to point of connection with the mainline.
- ❖ After-hours service calls are billed at \$70.00 per hour, 2-hour minimum.
- ❖ Monthly charges apply to each EDU, empty or occupied.
- ❖ EDU = Equivalent Dwelling Unit.

Revised/Effective: July 1, 2010  
 Word:Pam:Rate Schedule Water & Sewer

## Del Oro Water – Paradise Pines District

### Service Charges

The Service Charge is a *Readiness to Serve Charge* which is applicable to all metered water service and to which is added the charge for water used, computed at the *Quantity Rate* below.

<b>New Service Advance Deposit</b>		<b>\$ 147.36</b>
<b>Meter Size</b>	<b>Monthly Service Charge</b>	<b>SRF Surcharge</b>
5/8 by 3/4 inch ( <i>most homes have these</i> )	\$ 12.28	\$ 3.26
3/4 inch	\$ 18.42	\$ 4.89
1 inch	\$ 30.69	\$ 8.15
1 1/2 inch	\$ 61.40	\$ 16.30
2 inch	\$ 98.23	\$ 26.07
3 inch	\$ 184.19	\$ 48.89
4 inch	\$ 306.98	\$ 81.48
6 inch	\$ 613.96	\$ 162.96
<b>Quantity Rate</b>		
For all water used, per 100 cubic feet		\$ 2.625
<b>Late Fee</b>		
For monthly bills not paid by the due date		\$ 5.00

### California Public Utilities Commission (CPUC) Reimbursement Surcharge

A 1.5% surcharge is required to be added to all customers' bills, which is calculated on all amounts due and is forwarded to the Commission throughout the year.

### State Revolving Fund (SRF) Surcharge

The monthly Surcharge is specifically for repayment of the State Revolving Fund for the Regional Intertie Project as authorized by Decision 08-05-032. The monthly Surcharge Rates are subject to adjustment.

### Other Services and Fees

Please see the back of your bill for additional information about other services and fees.

## Trash Collection - 07/15/13

<b>Northern Recycling and Waste Mgmt Paradise</b>	Phone 876-3340
35gal trash \$23.66/mo	
65gal trash \$30.75/mo	
95gal trash \$34.30/mo	
Residential Services are billed quarterly.	
<b>Magalia</b>	
35gal trash \$20.55/mo	
65gal trash \$27.05/mo	
95gal trash \$30.25/mo	

<b>North Valley Waste Mgmt</b>	893-4777
<b>Gridley</b>	
35gal trash \$18.80/mo	18.8
64gal trash \$21.80/mo	21.8
96gal trash \$25.50/mo	25.5
<b>Chico</b>	
35gal trash \$12.15/mo	12.15
64gal trash \$19.45/mo	19.45
96gal trash \$24.55/mo	24.55
<b>Oroville</b>	
35gal trash \$18.97/mo	18.97
64gal trash \$22.84/mo	22.84
96gal trash \$25.62/mo	25.62
<b>Butte County</b>	
35gal trash \$14.95/mo	14.95
64gal trash \$17.22/mo	17.22
96gal trash \$18.54/mo	18.54
<b>Orland - City</b>	
64gal trash \$18.44/mo	18.44
96gal trash \$26.31/mo	26.31
<b>Orland - County</b>	
32gal trash \$23.33/mo	23.33
64gal trash \$25.33/mo	25.33
96gal trash \$35.41/mo	35.41
<b>Willows - City</b>	
64gal trash \$18.44/mo	18.44
96gal trash \$26.31/mo	26.31
<b>Glenn Cty</b>	
32gal trash \$23.33/mo	23.33
64gal trash \$25.33/mo	25.33
96gal trash \$35.41/mo	35.41

<b>Recology</b>	Phone 533-4783
<b>Oroville (City)</b>	
32gal trash \$19.04/mo	
64gal trash \$24.87/mo	
96gal trash \$26.40/mo	
<b>Chico</b>	
32gal trash \$15.70/mo	
64gal trash \$23.20/mo	
96gal trash \$28.42/mo	
<b>Magalia</b>	
32gal trash \$25.01/mo	
64gal trash \$27.96/mo	
96gal trash \$29.39/mo	
<b>Kelly Ridge/Thermalito</b>	
32gal trash \$25.65/mo	
64gal trash \$29.92/mo	
96gal trash \$31.33/mo	
<b>Outer County Areas - ex. Berry Creek</b>	
32gal trash \$35.78/mo	
64gal trash \$37.17/mo	
96gal trash \$38.59/mo	